

## LATVIAN CUP - SL

**COMPETITION NUMBER**
**2022\_INT\_388**
**CHIEF RACE** **WOELFFING David / GER**
**Ikšķile / LAT**
**TD** **SMALCS Ivars / LAT**
**07/30/2022**
**CHIEF TIMING** **MELVERS Dzintars / LAT**
**1. RUN**
**2. RUN**
**SETTING COURSE** **MELDERE Madara / LAT**
**STACHOWSKI Marek /  
POL**
**GATES** **34**
**32**
**COURSE CONDITIONS** **Dry**
**Dry**
**STARTING TIME** **09:50**
**12:40**
**RACEDISTANCE** **220 m**

## OFFICIAL LIST OF RESULTS

**1.31**
**WOMEN**
**ADDITIONAL POINTS**
**MEN**
**2.46**

RNK	NO	NAME	ASSOCIATION	NAT	BORN	TIME1	TIME2	TOTAL	POINTS	COMP PNTS
<b>WOMEN</b>										
1	100	SING Mona	SV WINNENDEN	GER	1991	00:21,72	00:22,56	00:44,28	0.00	1.31
2	99	BOERSIG Elea	TG TUTTLINGEN	GER	1999	00:22,12	00:23,23	00:45,35	2.42	3.73
3	98	SCHMOHL Manuela	SC UNTERENSINGEN	GER	1990	00:22,31	00:23,66	00:45,97	3.82	5.13
4	97	WITTMANN Claudia	FC CHAMMUENSTER	GER	1992	00:22,89	00:23,81	00:46,70	5.47	6.78
5	62	DEBICKA Karolina	AZS WARSZAWA	POL	2006	00:23,13	00:24,10	00:47,23	6.66	7.97
6	95	ROGEL Sinah	SC VÖHRINGEN	GER	2000	00:23,44	00:24,01	00:47,45	7.16	8.47
7	96	KESELA Lenka	SLOVAKIA TEAM	SVK	1998	00:23,51	00:24,01	00:47,52	7.32	8.63
8	94	DURST Laura	TSV STEINENBRONN	GER	2002	00:23,44	00:24,32	00:47,76	7.86	9.17
9	64	YOUSEFIAN Nikola	SC VÖHRINGEN	GER	2006	00:23,47	00:24,37	00:47,84	8.04	9.35
10	93	ROGEL Vanessa	SC VÖHRINGEN	GER	2003	00:23,68	00:24,17	00:47,85	8.06	9.37
11	90	REQUEJO GARCIA Nuria	EQUIPO NACIONAL – ESPANA	ESP	1998	00:23,79	00:24,28	00:48,07	8.56	9.87
12	92	MELLADO ARGUEDAS Ainhoa	EQUIPO NACIONAL – ESPANA	ESP	2000	00:23,87	00:24,30	00:48,17	8.79	10.10
13	56	HARTMANE Kristiana	SK VIRSOTNE	LAT	2007	00:23,85	00:24,47	00:48,32	9.12	10.43
14	63	RODAWSKA Hanna	TST WARSZAWA	POL	2006	00:23,97	00:24,62	00:48,59	9.73	11.04
15	91	NOWAK Anna	KLUB NARCIARSKI LIDER	POL	1997	00:24,16	00:25,10	00:49,26	11.25	12.56
16	60	SALNIKOVA Elza	SK PANTERA	LAT	2006	00:24,32	00:25,49	00:49,81	12.49	13.80
17	77	SCHOEDLBAUER Elisabeth	FC CHAMMUENSTER	GER	2004	00:25,52	00:25,60	00:51,12	15.45	16.76
18	57	FEDOROVA Sofija	SK PANTERA	LAT	2007	00:25,08	00:26,28	00:51,36	15.99	17.30
19	49	MATISONE Leticija	SK VIRSOTNE	LAT	2008	00:25,51	00:25,91	00:51,42	16.12	17.43
20	50	JANSONE Estere	SK PANTERA	LAT	2008	00:26,07	00:26,63	00:52,70	19.02	20.33
21	76	BARTKOWSKA Iga	AZS WARSZAWA	POL	2004	00:26,33	00:26,54	00:52,87	19.40	20.71
22	88	BERZINA Marta	SK VIRSOTNE	LAT	2003	00:26,47	00:26,74	00:53,21	20.17	21.48
23	59	REITERE Loreta	SK VIRSOTNE	LAT	2007	00:25,83	00:27,52	00:53,35	20.48	21.79
24	89	NOGOVA Ema	LK BABA PEZINOK	SVK	2003	00:26,43	00:27,02	00:53,45	20.71	22.02
25	58	STACHOWSKA Zuzanna	ALPICLUB	POL	2007	00:26,79	00:26,78	00:53,57	20.98	22.29
26	74	TOMSIK Marta	CROATIAN NATIONAL TEAM	CRO	2004	00:27,64	00:26,44	00:54,08	22.13	23.44
27	75	GMUR Natasza	AZS WARSZAWA	POL	2005	00:27,57	00:27,21	00:54,78	23.71	25.02

# OFFICIAL LIST OF RESULTS

1.31

WOMEN

ADDITIONAL POINTS

MEN

2.46

RNK	NO	NAME	ASSOCIATION	NAT	BORN	TIME1	TIME2	TOTAL	POINTS	COMP PNTS
28	48	BIEZA Annija	SK PANTERA	LAT	2008	00:27,13	00:28,27	00:55,40	25.11	26.42
29	47	VEIGULE Amanda	SK PANTERA	LAT	2009	00:27,48	00:28,45	00:55,93	26.31	27.62
30	54	TEDER Hanna Gret	TARTU SLALOM	EST	2007	00:28,17	00:28,85	00:57,02	28.77	30.08
31	46	STRAUSA Emilija	SK PANTERA	LAT	2009	00:28,19	00:31,14	00:59,33	33.99	35.30
32	61	SALNIKOVA Frida	SK PANTERA	LAT	2006	00:35,60	00:24,36	00:59,96	35.41	36.72
33	1	MELDERE Liva	SK PANTERA	LAT	2014	00:36,20	00:36,53	01:12,73	64.25	65.56
34	14	MELDERE Laura	SK PANTERA	LAT	2015	00:34,87	00:40,93	01:15,80	71.18	72.49
35	45	FJODOROVA Valerija	SK PANTERA	LAT	2008	00:47,36	00:31,60	01:18,96	78.32	79.63
36	8	FJODOROVA Anna	SK PANTERA	LAT	2016	00:47,60	00:42,79	01:30,39	104.13	105.44

not in valuation

44	AUSEKLE Estere	SK PANTERA	LAT	2009	DSQ1
78	RILLING Chanelle	SC SUNDERN	GER	2005	DNS1

MEN

1	112	BERTSCH Joerg	TSV DEGMARN	GER	1992	00:20,36	00:20,88	00:41,24	0.00	2.46
2	111	SING Noah	SV WINNENDEN	GER	1995	00:20,61	00:21,04	00:41,65	0.99	3.45
3	108	GOEKELER Luca	TV UNTERLENNINGEN	GER	2001	00:21,02	00:21,40	00:42,42	2.86	5.32
4	109	LOEW Maximilian	SV WINNENDEN	GER	2001	00:21,13	00:21,35	00:42,48	3.01	5.47
5	105	SCHOEDLBAUER Maximilian	FC CHAMMUENSTER	GER	2000	00:21,07	00:21,48	00:42,55	3.18	5.64
6	110	MENDEZ PEREZ Sergio	EQUIPO NACIONAL – ESPANA	ESP	1995	00:21,19	00:21,62	00:42,81	3.81	6.27
7	102	ZALEWSKI Antoni	AZS WARSZAWA	POL	1992	00:21,88	00:22,02	00:43,90	6.45	8.91
8	104	LIPTAK Simon	SLOVAKIA TEAM	SVK	2001	00:21,94	00:22,18	00:44,12	6.98	9.44
9	106	MORERA DOMINGUEZ Marc	EQUIPO NACIONAL – ESPANA	ESP	1999	00:21,79	00:22,36	00:44,15	7.06	9.52
10	103	SCHREIBER Moritz	TV NEIDLINGEN	GER	2002	00:21,83	00:22,87	00:44,70	8.39	10.85
11	107	ZVEJNIEKS Davis	SK VIRSOTNE	LAT	1998	00:21,85	00:23,17	00:45,02	9.17	11.63
12	73	SMALCS Georgs	GS SPORTS	LAT	2007	00:23,21	00:22,71	00:45,92	11.35	13.81
13	87	ZVEJNIEKS Jurgis	SK VIRSOTNE	LAT	2005	00:23,10	00:23,66	00:46,76	13.39	15.85
14	86	ALLENS Rihards	SK VIRSOTNE	LAT	2005	00:23,91	00:23,84	00:47,75	15.79	18.25
15	53	DELINCAK Jan	LO KARPATY BRATISLAVA	SVK	2008	00:23,50	00:24,52	00:48,02	16.44	18.90
16	83	JANACEK Artur	LO KARPATY BRATISLAVA	SVK	2004	00:24,02	00:24,38	00:48,40	17.36	19.82
17	84	KULINSKI Oliwier	ALPICLUB	POL	2005	00:24,37	00:24,12	00:48,49	17.58	20.04
18	72	PRANCANS Pauls Peteris	SK PANTERA	LAT	2007	00:24,23	00:24,29	00:48,52	17.65	20.11
19	69	VALINKS Karlis	SK VIRSOTNE	LAT	2006	00:24,36	00:24,55	00:48,91	18.60	21.06
20	85	BUCKI Mateusz	SKIMKA SAY SPORT	POL	2004	00:24,22	00:24,77	00:48,99	18.79	21.25
21	70	KUZMINSKIS Valdemars	SK VIRSOTNE	LAT	2006	00:24,19	00:24,85	00:49,04	18.91	21.37
22	79	RAID Ako Armin	TARTU SLALOM	EST	2005	00:24,96	00:25,28	00:50,24	21.82	24.28
23	81	SCHVARC Martin	LK BABA PEZINOK	SVK	2004	00:25,40	00:25,47	00:50,87	23.35	25.81
24	82	RILLING Collin	SC SUNDERN	GER	2005	00:25,50	00:25,58	00:51,08	23.86	26.32
25	52	KAPALA Patryk	KLUB NARCIARSKI LIDER	POL	2009	00:25,70	00:26,10	00:51,80	25.61	28.07
26	71	MAZAIS Miks	SK VIRSOTNE	LAT	2007	00:25,91	00:26,37	00:52,28	26.77	29.23
27	65	RIITSALU Renet	TARTU SLALOM	EST	2006	00:25,78	00:26,64	00:52,42	27.11	29.57
28	115	NOGA Marek	LK BABA PEZINOK	SVK	1973	00:26,15	00:27,21	00:53,36	29.39	31.85
29	68	FIRSTS Edvards	SK PANTERA	LAT	2006	00:26,64	00:26,97	00:53,61	30.00	32.46
30	51	BERZINS Valters	SK PANTERA	LAT	2008	00:26,81	00:27,83	00:54,64	32.49	34.95

# OFFICIAL LIST OF RESULTS

1.31

WOMEN

ADDITIONAL POINTS

MEN

2.46

RNK	NO	NAME	ASSOCIATION	NAT	BORN	TIME1	TIME2	TOTAL	POINTS	COMP PNTS
31	67	<b>FIRSTS</b> Martins	SK PANTERA	LAT	2006	00:27,06	00:27,87	00:54,93	33.20	<b>35.66</b>
32	114	<b>LATKOVSKIS</b> Gatis	SK PANTERA	LAT	1975	00:27,90	00:28,99	00:56,89	37.95	<b>40.41</b>
33	42	<b>STACHOWSKI</b> Michal	ALPICLUB	POL	2010	00:30,24	00:31,01	01:01,25	48.52	<b>50.98</b>
34	113	<b>REIMANIS</b> Arkadijs	SK ASI	LAT	1971	00:35,54	00:31,25	01:06,79	61.95	<b>64.41</b>
35	22	<b>GRINS</b> Ernests	SK PANTERA	LAT	2016	00:37,97	00:47,44	01:25,41	107.10	<b>109.56</b>
36	23	<b>GRINS</b> Everts	SK PANTERA	LAT	2016	00:45,33	00:40,70	01:26,03	108.61	<b>111.07</b>

**not in valuation**

66	<b>KANCS</b> Eriks	SK VIRSOTNE	LAT	2006	DSQ2
80	<b>OLINS</b> Pauls	SK PANTERA	LAT	2004	DSQ2
101	<b>NOGA</b> Matus	LK BABA PEZINOK	SVK	2003	DNS1

# ASSESS ADDITIONAL POINTS - WOMEN

1.31

WOMEN

ADDITIONAL POINTS

MEN

2.46

RNK	TIME	CODE	NAME	NAT	BORN	RACEPNT	LISTPNT	BEST 5
1	00:44,28	GER0181W	SING Mona	GER	1991	0.00	0.00	0.00
2	00:45,35	GER0126W	BOERSIG Elea	GER	1999	2.42	0.11	0.11
3	00:45,97	GER0005W	SCHMOHL Manuela	GER	1990	3.82	1.64	1.64
4	00:46,70	GER0003W	WITTMANN Claudia	GER	1992	5.47	1.64	1.64
5	00:47,23	POL0065W	DEBICKA Karolina	POL	2006	6.66	11.60	
6	00:47,45	GER0360W	ROGEL Sinah	GER	2000	7.16	4.54	
7	00:47,52	SVK0004W	KESELA Lenka	SVK	1998	7.32	3.18	3.18
8	00:47,76	GER0590W	DURST Laura	GER	2002	7.86	6.04	
9	00:47,84	GER0812W	YOUSEFIAN Nikola	GER	2006	8.04	8.72	
10	00:47,85	GER0362W	ROGEL Vanessa	GER	2003	8.06	7.75	

6.57

Calculation additional points: 6.57 : 5 = 1.31

# ASSESS ADDITIONAL POINTS - MEN

1.31

WOMEN

ADDITIONAL POINTS

MEN

2.46

RNK	TIME	CODE	NAME	NAT	BORN	RACEPNT	LISTPNT	BEST 5
1	00:41,24	GER0093M	BERTSCH Joerg	GER	1992	0.00	0.00	0.00
2	00:41,65	GER0195M	SING Noah	GER	1995	0.99	1.24	1.24
3	00:42,42	GER0289M	GOEKELER Luca	GER	2001	2.86	4.99	4.99
4	00:42,48	GER0823M	LOEW Maximilian	GER	2001	3.01	4.35	4.35
5	00:42,55	GER0489M	SCHOEDLBAUER Maximilian	GER	2000	3.18	7.19	
6	00:42,81	ESP0012M	MENDEZ PEREZ Sergio	ESP	1995	3.81	1.72	1.72
7	00:43,90	POL0005M	ZALEWSKI Antoni	POL	1992	6.45	14.17	
8	00:44,12	SVK0039M	LIPTAK Simon	SVK	2001	6.98	7.42	
9	00:44,15	ESP0017M	MORERA DOMINGUEZ Marc	ESP	1999	7.06	5.50	
10	00:44,70	GER0357M	SCHREIBER Moritz	GER	2002	8.39	9.01	

12.30

Calculation additional points: 12.30 : 5 = 2.46

## COMPETITION JURY

TECHNICAL DELEGATE	WOELFFING David	(GER)
ASSISTANT T.D.	SMALCS Ivars	(LAT)
CHIEF OF RACE	ZVEJNIEKS Miks	(LAT)
REFEREE	ZVEJNIEKS Kristaps	(LAT)
COURSE CHIEF	PIETKEVICS Mihails	(LAT)
START REFEREE	MIKULENS Juris	(LAT)
FINISH REFEREE	MELVERS Dzintars	(LAT)

## WEATHER

CONDITIONS	Sunny
AIR TEMPERATURE	START : 21.0 °C FINISH : 21.0 °C

## Run 1

COURSESETTER	MELDERE Madara	(LAT)
FORERUNNERS	- A - OLINA Liva	(LAT)
COURSE	Peldu iela	
LENGTH	220 m	
GATES	34	
DIRECTIONS	33	
STARTING TIME	9:50	

## Run 2

COURSESETTER	STACHOWSKI Marek	(POL)
FORERUNNERS	- A - OLINA Liva	(LAT)
COURSE	Peldu iela	
LENGTH	220 m	
GATES	32	
DIRECTIONS	31	
STARTING TIME	12:40	

LIST n°131

Number of competitors: 116, Number of NSA: 7

F = 0

Rank	Bib	Code	Nation	Name	Year	Run 1 (Rank)	Run 2 (Rank)	Time	Gap
------	-----	------	--------	------	------	--------------	--------------	------	-----




## U10 - GIRL

1	2	LAT0204W		BELUNA Eliza	2013	32.49 (1)	33.24 (1)	1:05.73	
2	5	LAT0202W		ZIVARTE Estere	2012	32.89 (2)	33.30 (2)	1:06.19	0.46
3	12			OLINA Tina	2013	33.90 (3)	34.27 (3)	1:08.17	2.44
4	10	LAT0200W		PODOLSKA Patricija	2012	35.39 (6)	35.43 (4)	1:10.82	5.09
5	1	LAT0166W		MELDERE Liva	2014	36.20 (7)	36.53 (5)	1:12.73	7.00
6	4	LAT0228W		MORE Aleksandra	2013	37.99 (10)	37.55 (6)	1:15.54	9.81
7	116			ALLENA Elizabete	2012	37.91 (9)	37.70 (7)	1:15.61	9.88
8	14	LAT0167W		MELDERE Laura	2015	34.87 (4)	40.93 (8)	1:15.80	10.07
9	13	LAT0189W		BIEZA Emilija	2015	36.98 (8)	47.11 (11)	1:24.09	18.36
10	6	LAT0205W		KANCA Emma	2012	43.54 (13)	42.79 (9)	1:26.33	20.60
11	7	LAT0201W		BERZINA Darta	2013	35.37 (5)	52.82 (13)	1:28.19	22.46
12	8	LAT0227W		FJODOROVA Anna	2016	47.60 (15)	42.79 (9)	1:30.39	24.66
13	9	LAT0188W		GRINBERGA Karla	2015	39.18 (11)	53.11 (14)	1:32.29	26.56
14	11	LAT0191W		PRIKULE Emilija	2016	43.84 (14)	49.94 (12)	1:33.78	28.05

Disqualified - Run 2 (1)

	3	LAT0192W		BUSA Elza	2014	42.92	DSQ		
--	---	----------	---	-----------	------	-------	-----	--	--

## U10 - BOY




1	28			DORSS Noels	2013	33.12 (1)	34.14 (1)	1:07.26	
2	21	LAT0210M		BLUMS Girts	2013	34.64 (3)	35.48 (2)	1:10.12	2.86
3	24	LAT0209M		RASINS Jekabs	2013	36.76 (5)	37.49 (4)	1:14.25	6.99

Rank	Bib	Code	Nation	Name	Year	Run 1 (Rank)	Run 2 (Rank)	Time	Gap
4	26	LAT0207M		SAMOFALS Martins	2012	34.35 (2)	40.15 (6)	1:14.50	7.24
5	16	LAT0195M		BLAZEVICIS Martins	2014	37.69 (6)	37.32 (3)	1:15.01	7.75
6	20	LAT0193M		AUSEKLIS Janis Gabriels	2015	38.07 (10)	39.36 (5)	1:17.43	10.17
7	27	LAT0194M		VEIGULIS Rudolfs	2014	38.00 (9)	41.82 (8)	1:19.82	12.56
8	17	LAT0213M		GRAUDINS Edgars	2013	37.95 (7)	44.40 (10)	1:22.35	15.09
9	25	LAT0208M		RASINS Karlis	2013	35.35 (4)	47.25 (11)	1:22.60	15.34
10	22	LAT0186M		GRINS Ernests	2016	37.97 (8)	47.44 (12)	1:25.41	18.15
11	23	LAT0185M		GRINS Everts	2016	45.33 (12)	40.70 (7)	1:26.03	18.77
12	15	LAT0211M		BERTULIS Karlis	2012	44.09 (11)	43.37 (9)	1:27.46	20.20
13	19			BELUNS Mikelis	2016	50.55 (13)	50.17 (13)	1:40.72	33.46

Did Not Start - Run 1 (1)

18	LAT0196M		REITERS Adrians	2014	DNS
----	----------	---	-----------------	------	-----










## U12 - GIRL

1	31	LAT0215W		GRINBERGA Nikola	2011	29.60 (1)	30.95 (1)	1:00.55	
2	32	LAT0157W		KLIESTA Emilija	2011	31.39 (2)	32.72 (2)	1:04.11	3.56
3	29	LAT0218W		MORE Klaudija	2011	35.46 (3)	37.25 (3)	1:12.71	12.16

Disqualified - Run 1 (1)

30	LAT0216W		ZELCA Aleksa	2010	DSQ
----	----------	---	--------------	------	-----

## U12 - BOY


1	40	LAT0165M		INDRIKSONS Kristians	2010	26.70 (1)	27.78 (1)	54.48	
2	39	LAT0156M		LAZDINS Renars	2010	27.42 (2)	28.50 (2)	55.92	1.44
3	38	LAT0155M		LAZDINS Kristians	2010	28.89 (4)	30.11 (3)	59.00	4.52
4	34	LAT0221M		HARTMANIS Rihards	2010	28.75 (3)	30.33 (4)	59.08	4.60
5	42	POL0050M		STACHOWSKI Michal	2010	30.24 (6)	31.01 (5)	1:01.25	6.77
6	35	LAT0222M		LEMBERS Roberts	2010	30.93 (9)	31.59 (6)	1:02.52	8.04
7	41			OLINS Miks	2011	30.39 (7)	32.92 (7)	1:03.31	8.83
8	37	LAT0220M		FOLKBERGS Ricards	2010	30.46 (8)	33.09 (8)	1:03.55	9.07
9	33	LAT0223M		BUSS Emils	2010	32.91 (10)	34.20 (9)	1:07.11	12.63

Disqualified - Run 2 (1)


36	LAT0219M		BORISOVS Kristofers	2010	29.31	DSQ
----	----------	---	---------------------	------	-------	-----

## U14 - GIRL




1	49	LAT0187W		MATISONE Leticija	2008	25.51 (1)	25.91 (1)	51.42	
2	50	LAT0181W		JANSONE Estere	2008	26.07 (2)	26.63 (2)	52.70	1.28

Rank	Bib	Code	Nation	Name	Year	Run 1 (Rank)	Run 2 (Rank)	Time	Gap
3	48	LAT0180W		BIEZA Annija	2008	27.13 (3)	28.27 (3)	<b>55.40</b>	3.98
4	47	LAT0182W		VEIGULE Amanda	2009	27.48 (4)	28.45 (4)	<b>55.93</b>	4.51
5	46	LAT0179W		STRAUSA Emilija	2009	28.19 (5)	31.14 (5)	<b>59.33</b>	7.91
6	43	LAT0225W		MAZA Madara	2009	31.95 (6)	31.40 (6)	<b>1:03.35</b>	11.93
7	45	LAT0184W		FJODOROVA Valerija	2008	47.36 (7)	31.60 (7)	<b>1:18.96</b>	27.54




Disqualified - Run 1 (1)

	44	LAT0177W		AUSEKLE Estere	2009	DSQ			
--	----	----------	---	----------------	------	-----	--	--	--


## U14 - BOY

1	53	SVK0087M		DELINCAK Jan	2008	23.50 (1)	24.52 (1)	<b>48.02</b>	
2	52	POL0068M		KAPALA Patryk	2009	25.70 (2)	26.10 (2)	<b>51.80</b>	3.78
3	51	LAT0178M		BERZINS Valters	2008	26.81 (3)	27.83 (3)	<b>54.64</b>	6.62









## U16 - GIRL

1	62	POL0065W		DEBICKA Karolina	2006	23.13 (1)	24.10 (1)	<b>47.23</b>	
2	64	GER0812W		YOUSEFIAN Nikola	2006	23.47 (2)	24.37 (3)	<b>47.84</b>	0.61
3	56	LAT0173W		HARTMANE Kristiana	2007	23.85 (3)	24.47 (4)	<b>48.32</b>	1.09
4	63	POL0067W		RODAWSKA Hanna	2006	23.97 (4)	24.62 (5)	<b>48.59</b>	1.36
5	60	LAT0108W		SALNIKOVA Elza	2006	24.32 (5)	25.49 (6)	<b>49.81</b>	2.58
6	57	LAT0176W		FEDOROVA Sofija	2007	25.08 (6)	26.28 (7)	<b>51.36</b>	4.13
7	59	LAT0174W		REITERE Loreta	2007	25.83 (7)	27.52 (9)	<b>53.35</b>	6.12
8	58	POL0052W		STACHOWSKA Zuzanna	2007	26.79 (8)	26.78 (8)	<b>53.57</b>	6.34
9	54	EST0003W		TEDER Hanna Gret	2007	28.17 (9)	28.85 (10)	<b>57.02</b>	9.79
10	61	LAT0109W		SALNIKOVA Frida	2006	35.60 (10)	24.36 (2)	<b>59.96</b>	12.73

Disqualified - Run 1 (1)

	55			OVCINNIKOVA Adrija	2007	DSQ			
--	----	--	---	--------------------	------	-----	--	--	--

## U16 - BOY

1	73	LAT0145M		SMALCS Georgs	2007	23.21 (1)	22.71 (1)	<b>45.92</b>	
2	72	LAT0147M		PRANCANS Pauls Peteris	2007	24.23 (3)	24.29 (2)	<b>48.52</b>	2.60
3	69	LAT0172M		VALINKS Karlis	2006	24.36 (4)	24.55 (3)	<b>48.91</b>	2.99
4	70	LAT0171M		KUZMINSKIS Valdemars	2006	24.19 (2)	24.85 (4)	<b>49.04</b>	3.12
5	71	LAT0175M		MAZAIS Miks	2007	25.91 (6)	26.37 (5)	<b>52.28</b>	6.36
6	65	EST0002M		RIITSALU Renet	2006	25.78 (5)	26.64 (6)	<b>52.42</b>	6.50
7	68	LAT0134M		FIRSTS Edvards	2006	26.64 (7)	26.97 (7)	<b>53.61</b>	7.69
8	67	LAT0135M		FIRSTS Martins	2006	27.06 (8)	27.87 (8)	<b>54.93</b>	9.01







Rank	Bib	Code	Nation	Name	Year	Run 1 (Rank)	Run 2 (Rank)	Time	Gap
------	-----	------	--------	------	------	--------------	--------------	------	-----


Disqualified - Run 2 (1)

	66	LAT0226M		KANCS Eriks	2006	29.75	DSQ		
--	----	----------	---	-------------	------	-------	-----	--	--









**U18 - GIRL**

1	77	GER0490W		SCHOEDLBAUER Elisabeth	2004	25.52 (1)	25.60 (1)	51.12	
2	76	POL0014W		BARTKOWSKA Iga	2004	26.33 (2)	26.54 (3)	52.87	1.75
3	74	CRO0050W		TOMSIC Marta	2004	27.64 (4)	26.44 (2)	54.08	2.96
4	75	POL0063W		GMUR Natasza	2005	27.57 (3)	27.21 (4)	54.78	3.66

Did Not Start - Run 1 (1)

	78	GER0756W		RILLING Chanelle	2005	DNS			
--	----	----------	---	------------------	------	-----	--	--	--

**U18 - BOY**

1	87	LAT0107M		ZVEJNIEKS Jurgis	2005	23.10 (1)	23.66 (1)	46.76	
2	86	LAT0170M		ALLENS Rihards	2005	23.91 (2)	23.84 (2)	47.75	0.99
3	83	SVK0088M		JANACEK Artur	2004	24.02 (3)	24.38 (4)	48.40	1.64
4	84	POL0129M		KULINSKI Oliwier	2005	24.37 (5)	24.12 (3)	48.49	1.73
5	85	POL0044M		BUCKI Mateusz	2004	24.22 (4)	24.77 (5)	48.99	2.23
6	79	EST0001M		RAID Ako Armin	2005	24.96 (6)	25.28 (6)	50.24	3.48
7	81	SVK0075M		SCHVARC Martin	2004	25.40 (7)	25.47 (7)	50.87	4.11
8	82	GER0755M		RILLING Collin	2005	25.50 (8)	25.58 (8)	51.08	4.32

Disqualified - Run 2 (1)

	80	LAT0152M		OLINS Pauls	2004	26.44	DSQ		
--	----	----------	---	-------------	------	-------	-----	--	--

**ACTIVE - WOMEN**




1	100	GER0181W		SING Mona	1991	21.72 (1)	22.56 (1)	44.28	
2	99	GER0126W		BOERSIG Elea	1999	22.12 (2)	23.23 (2)	45.35	1.07
3	98	GER0005W		SCHMOHL Manuela	1990	22.31 (3)	23.66 (3)	45.97	1.69
4	97	GER0003W		WITTMANN Claudia	1992	22.89 (4)	23.81 (4)	46.70	2.42
5	95	GER0360W		ROGEL Sinah	2000	23.44 (5)	24.01 (5)	47.45	3.17
6	96	SVK0004W		KESELA Lenka	1998	23.51 (7)	24.01 (5)	47.52	3.24
7	94	GER0590W		DURST Laura	2002	23.44 (5)	24.32 (10)	47.76	3.48
8	93	GER0362W		ROGEL Vanessa	2003	23.68 (8)	24.17 (7)	47.85	3.57
9	90	ESP0018W		REQUEJO GARCIA Nuria	1998	23.79 (9)	24.28 (8)	48.07	3.79
10	92	ESP0025W		MELLADO ARGUEDAS Ainhoa	2000	23.87 (10)	24.30 (9)	48.17	3.89
11	91	POL0030W		NOWAK Anna	1997	24.16 (11)	25.10 (11)	49.26	4.98
12	88	LAT0162W		BERZINA Marta	2003	26.47 (13)	26.74 (12)	53.21	8.93
13	89	SVK0037W		NOGOVA Ema	2003	26.43 (12)	27.02 (13)	53.45	9.17

Rank	Bib	Code	Nation	Name	Year	Run 1 (Rank)	Run 2 (Rank)	Time	Gap
<b>ACTIVE - MEN</b>									
1	112	GER0093M		BERTSCH Joerg	1992	20.36 (1)	20.88 (1)	41.24	
2	111	GER0195M		SING Noah	1995	20.61 (2)	21.04 (2)	41.65	0.41
3	108	GER0289M		GOEKELER Luca	2001	21.02 (3)	21.40 (4)	42.42	1.18
4	109	GER0823M		LOEW Maximilian	2001	21.13 (5)	21.35 (3)	42.48	1.24
5	105	GER0489M		SCHOEDLBAUER Maximilian	2000	21.07 (4)	21.48 (5)	42.55	1.31
6	110	ESP0012M		MENDEZ PEREZ Sergio	1995	21.19 (6)	21.62 (6)	42.81	1.57
7	102	POL0005M		ZALEWSKI Antoni	1992	21.88 (10)	22.02 (7)	43.90	2.66
8	104	SVK0039M		LIPTAK Simon	2001	21.94 (11)	22.18 (8)	44.12	2.88
9	106	ESP0017M		MORERA DOMINGUEZ Marc	1999	21.79 (7)	22.36 (9)	44.15	2.91
10	103	GER0357M		SCHREIBER Moritz	2002	21.83 (8)	22.87 (10)	44.70	3.46
11	107	LAT0001M		ZVEJNIEKS Davis	1998	21.85 (9)	23.17 (11)	45.02	3.78

Did Not Start - Run 1 (1)

	101	SVK0035M		NOGA Matus	2003	DNS			
--	-----	----------	---	------------	------	-----	--	--	--

**MASTER - MEN**

1	115	SVK0038M		NOGA Marek	1973	26.15 (1)	27.21 (1)	53.36	
2	114	LAT0169M		LATKOVSKIS Gatis	1975	27.90 (2)	28.99 (2)	56.89	3.53
3	113	LAT0230M		REIMANIS Arkadijs	1971	35.54 (3)	31.25 (3)	1:06.79	13.43

Rank	Bib	Name	Sector 1 (Rank)	Sector 2 (Rank)	Sector 3 (Rank)	Sector 4 (Rank)	Time	Gap
<b>U10 - GIRL</b>								
1	2	BELUNA Eliza	6.40 (1)	9.69 (1)	7.79 (2)	8.61 (2)	<b>32.49</b>	
2	5	ZIVARTE Estere	6.65 (3)	10.04 (2)	7.68 (1)	8.52 (1)	<b>32.89</b>	0.40
3	12	OLINA Tina	6.62 (2)	10.09 (3)	8.12 (4)	9.07 (3)	<b>33.90</b>	1.41
4	14	MELDERE Laura	6.98 (6)	10.70 (6)	8.11 (3)	9.08 (4)	<b>34.87</b>	2.38
5	7	BERZINA Darta	7.13 (8)	10.41 (4)	8.29 (6)	9.54 (6)	<b>35.37</b>	2.88
6	10	PODOLSKA Patricija	7.18 (9)	10.46 (5)	8.20 (5)	9.55 (7)	<b>35.39</b>	2.90
7	1	MELDERE Liva	7.00 (7)	11.02 (7)	8.51 (7)	9.67 (8)	<b>36.20</b>	3.71
8	13	BIEZA Emilija	6.83 (4)	11.02 (7)	8.79 (8)	10.34 (11)	<b>36.98</b>	4.49
9	116	ALLENA Elizabete	8.13 (14)	11.85 (10)	8.79 (8)	9.14 (5)	<b>37.91</b>	5.42
10	4	MORE Aleksandra	6.88 (5)	11.52 (9)	9.29 (10)	10.30 (10)	<b>37.99</b>	5.50
11	9	GRINBERGA Karla	7.55 (10)	12.10 (11)	9.36 (11)	10.17 (9)	<b>39.18</b>	6.69
12	3	BUSA Elza	7.74 (11)	12.86 (12)	10.47 (14)	11.85 (14)	<b>42.92</b>	10.43
13	6	KANCA Emma	8.89 (15)	13.01 (13)	9.89 (13)	11.75 (12)	<b>43.54</b>	11.05
14	11	PRIKULE Emilija	7.81 (12)	13.62 (14)	10.64 (15)	11.77 (13)	<b>43.84</b>	11.35
15	8	FJODOROVA Anna	8.05 (13)	17.79 (15)	9.88 (12)	11.88 (15)	<b>47.60</b>	15.11

**U10 - BOY**

1	28	DORSS Noels	6.54 (1)	10.14 (1)	7.98 (1)	8.46 (1)	<b>33.12</b>	
2	26	SAMOFALS Martins	6.65 (2)	10.22 (2)	7.99 (2)	9.49 (4)	<b>34.35</b>	1.23
3	21	BLUMS Girts	6.88 (3)	10.69 (4)	8.22 (3)	8.85 (2)	<b>34.64</b>	1.52
4	25	RASINS Karlis	7.13 (6)	10.62 (3)	8.23 (4)	9.37 (3)	<b>35.35</b>	2.23
5	24	RASINS Jekabs	7.43 (9)	11.23 (7)	8.60 (5)	9.50 (5)	<b>36.76</b>	3.64
6	16	BLAZEVICIS Martins	6.88 (3)	11.40 (10)	9.32 (10)	10.09 (6)	<b>37.69</b>	4.57
7	17	GRAUDINS Edgars	7.04 (5)	11.22 (6)	9.26 (9)	10.43 (10)	<b>37.95</b>	4.83
8	22	GRINS Ernests	7.84 (10)	11.08 (5)	8.89 (6)	10.16 (7)	<b>37.97</b>	4.85
9	27	VEIGULIS Rudolfs	7.23 (7)	11.35 (9)	9.13 (8)	10.29 (8)	<b>38.00</b>	4.88
10	20	AUSEKLIS Janis Gabriels	7.30 (8)	11.28 (8)	9.07 (7)	10.42 (9)	<b>38.07</b>	4.95
11	15	BERTULIS Karlis	8.35 (11)	13.25 (12)	10.82 (12)	11.67 (12)	<b>44.09</b>	10.97
12	23	GRINS Everts	12.69 (13)	12.58 (11)	9.56 (11)	10.50 (11)	<b>45.33</b>	12.21
13	19	BELUNS Mikelis	9.84 (12)	15.09 (13)	12.40 (13)	13.22 (13)	<b>50.55</b>	17.43

Did Not Start (1)

18 REITERS Adrians

**U12 - GIRL**

1	31	GRINBERGA Nikola	5.98 (1)	8.97 (1)	7.00 (1)	7.65 (1)	<b>29.60</b>	
2	32	KLIESTA Emilija	6.76 (3)	9.40 (2)	7.12 (2)	8.11 (2)	<b>31.39</b>	1.79
3	29	MORE Klaudija	6.64 (2)	10.51 (3)	8.77 (3)	9.54 (3)	<b>35.46</b>	5.86

Rank	Bib	Name	Sector 1 (Rank)	Sector 2 (Rank)	Sector 3 (Rank)	Sector 4 (Rank)	Time	Gap
------	-----	------	-----------------	-----------------	-----------------	-----------------	------	-----

Disqualified (1)

30	ZELCA Aleksa							
----	--------------	--	--	--	--	--	--	--

**U12 - BOY**

1	40	INDRIKSONS Kristians	5.31 (1)	8.13 (2)	6.29 (1)	6.97 (1)	<b>26.70</b>	
2	39	LAZDINS Renars	5.58 (2)	8.10 (1)	6.52 (2)	7.22 (2)	<b>27.42</b>	0.72
3	34	HARTMANIS Rihards	5.99 (3)	8.57 (3)	6.76 (3)	7.43 (4)	<b>28.75</b>	2.05
4	38	LAZDINS Kristians	6.10 (5)	8.61 (4)	6.77 (4)	7.41 (3)	<b>28.89</b>	2.19
5	36	BORISOVS Kristofers	6.02 (4)	8.78 (5)	6.97 (5)	7.54 (5)	<b>29.31</b>	2.61
6	42	STACHOWSKI Michal	6.47 (9)	9.08 (8)	7.15 (7)	7.54 (5)	<b>30.24</b>	3.54
7	41	OLINS Miks	6.24 (6)	9.05 (7)	7.18 (8)	7.92 (7)	<b>30.39</b>	3.69
8	37	FOLKBERGS Ricards	6.38 (8)	8.97 (6)	7.05 (6)	8.06 (8)	<b>30.46</b>	3.76
9	35	LEMBERS Roberts	6.26 (7)	9.30 (9)	7.24 (9)	8.13 (9)	<b>30.93</b>	4.23
10	33	BUSS Emils	6.71 (10)	9.75 (10)	7.47 (10)	8.98 (10)	<b>32.91</b>	6.21

**U14 - GIRL**

1	49	MATISONE Leticija	5.25 (2)	7.80 (1)	6.01 (1)	6.45 (1)	<b>25.51</b>	
2	50	JANSONE Estere	5.10 (1)	7.87 (2)	6.18 (2)	6.92 (2)	<b>26.07</b>	0.56
3	48	BIEZA Annija	5.67 (3)	8.16 (3)	6.29 (3)	7.01 (3)	<b>27.13</b>	1.62
4	47	VEIGULE Amanda	5.69 (4)	8.17 (4)	6.44 (5)	7.18 (4)	<b>27.48</b>	1.97
5	46	STRAUSA Emilija	6.05 (5)	8.44 (5)	6.43 (4)	7.27 (5)	<b>28.19</b>	2.68
6	43	MAZA Madara	6.45 (6)	9.65 (7)	7.54 (7)	8.31 (6)	<b>31.95</b>	6.44
7	45	FJODOROVA Valerija	6.51 (7)	8.95 (6)	6.84 (6)	25.06 (7)	<b>47.36</b>	21.85

Disqualified (1)

44	AUSEKLE Estere							
----	----------------	--	--	--	--	--	--	--

**U14 - BOY**

1	53	DELINCAK Jan	4.80 (1)	7.04 (1)	5.53 (1)	6.13 (1)	<b>23.50</b>	
2	52	KAPALA Patryk	4.98 (2)	7.69 (2)	6.22 (2)	6.81 (2)	<b>25.70</b>	2.20
3	51	BERZINS Valters	5.23 (3)	8.08 (3)	6.48 (3)	7.02 (3)	<b>26.81</b>	3.31

**U16 - GIRL**

1	62	DEBICKA Karolina	4.80 (1)	7.04 (1)	5.48 (1)	5.81 (1)	<b>23.13</b>	
2	64	YOUSEFIAN Nikola	4.93 (5)	7.12 (2)	5.49 (2)	5.93 (2)	<b>23.47</b>	0.34
3	56	HARTMANE Kristiana	4.92 (4)	7.26 (4)	5.67 (4)	6.00 (3)	<b>23.85</b>	0.72

Rank	Bib	Name	Sector 1 (Rank)	Sector 2 (Rank)	Sector 3 (Rank)	Sector 4 (Rank)	Time	Gap
4	63	RODAWSKA Hanna	5.02 (6)	7.28 (5)	5.63 (3)	6.04 (4)	23.97	0.84
5	60	SALNIKOVA Elza	4.82 (3)	7.52 (7)	5.78 (5)	6.20 (5)	24.32	1.19
6	57	FEDOROVA Sofija	5.18 (7)	7.51 (6)	5.90 (6)	6.49 (6)	25.08	1.95
7	59	REITERE Loreta	5.22 (8)	7.88 (8)	6.12 (7)	6.61 (7)	25.83	2.70
8	58	STACHOWSKA Zuzanna	5.40 (9)	8.10 (9)	6.44 (8)	6.85 (8)	26.79	3.66
9	54	TEDER Hanna Gret	5.59 (10)	8.38 (10)	6.72 (9)	7.48 (9)	28.17	5.04
10	61	SALNIKOVA Frida	4.81 (2)	7.18 (3)	15.99 (10)	7.62 (10)	35.60	12.47

Disqualified (1)

55 OVCINNIKOVA Adrija

## U16 - BOY

1	73	SMALCS Georgs	4.56 (1)	7.03 (1)	5.60 (1)	6.02 (1)	23.21	
2	70	KUZMINSKIS Valdemars	4.78 (3)	7.28 (2)	5.71 (2)	6.42 (4)	24.19	0.98
3	72	PRANCANS Pauls Peteris	4.75 (2)	7.29 (3)	5.82 (4)	6.37 (3)	24.23	1.02
4	69	VALINKS Karlis	4.86 (4)	7.48 (4)	5.72 (3)	6.30 (2)	24.36	1.15
5	65	RIITSALU Renet	5.11 (6)	7.74 (5)	6.14 (5)	6.79 (5)	25.78	2.57
6	71	MAZAIS Miks	4.89 (5)	7.77 (6)	6.16 (6)	7.09 (7)	25.91	2.70
7	68	FIRSTS Edvards	5.28 (7)	8.00 (7)	6.26 (7)	7.10 (8)	26.64	3.43
8	67	FIRSTS Martins	5.67 (8)	8.13 (8)	6.35 (8)	6.91 (6)	27.06	3.85
9	66	KANCS Eriks	5.78 (9)	9.18 (9)	7.12 (9)	7.67 (9)	29.75	6.54

## U18 - GIRL

1	77	SCHOEDLBAUER Elisabeth	5.14 (1)	7.77 (1)	5.99 (1)	6.62 (2)	25.52	
2	76	BARTKOWSKA Iga	5.24 (3)	8.22 (2)	6.26 (2)	6.61 (1)	26.33	0.81
3	75	GMUR Natasza	5.17 (2)	8.47 (3)	6.68 (4)	7.25 (4)	27.57	2.05
4	74	TOMSIC Marta	5.37 (4)	8.49 (4)	6.67 (3)	7.11 (3)	27.64	2.12

Did Not Start (1)

78 RILLING Chanelle

## U18 - BOY

1	87	ZVEJNIEKS Jurgis	4.82 (1)	6.97 (1)	5.42 (1)	5.89 (1)	23.10	
2	86	ALLENS Rihards	4.88 (3)	7.33 (3)	5.65 (3)	6.05 (2)	23.91	0.81
3	83	JANACEK Artur	5.09 (6)	7.16 (2)	5.61 (2)	6.16 (4)	24.02	0.92
4	85	BUCKI Mateusz	4.85 (2)	7.34 (4)	5.81 (5)	6.22 (5)	24.22	1.12
5	84	KULINSKI Oliwier	5.00 (4)	7.49 (5)	5.73 (4)	6.15 (3)	24.37	1.27
6	79	RAID Ako Armin	5.14 (7)	7.50 (6)	5.97 (7)	6.35 (6)	24.96	1.86
7	81	SCHVARC Martin	5.37 (8)	7.82 (7)	5.86 (6)	6.35 (6)	25.40	2.30

Rank	Bib	Name	Sector 1 (Rank)	Sector 2 (Rank)	Sector 3 (Rank)	Sector 4 (Rank)	Time	Gap
8	82	RILLING Collin	5.08 (5)	7.84 (8)	6.04 (8)	6.54 (8)	25.50	2.40
9	80	OLINS Pauls	5.47 (9)	7.86 (9)	6.32 (9)	6.79 (9)	26.44	3.34

## ACTIVE - WOMEN

1	100	SING Mona	4.53 (1)	6.60 (1)	5.14 (1)	5.45 (1)	21.72	
2	99	BOERSIG Elea	4.59 (2)	6.74 (2)	5.20 (3)	5.59 (3)	22.12	0.40
3	98	SCHMOHL Manuela	4.67 (3)	6.89 (3)	5.18 (2)	5.57 (2)	22.31	0.59
4	97	WITTMANN Claudia	4.90 (8)	6.91 (4)	5.28 (4)	5.80 (4)	22.89	1.17
5	95	ROGEL Sinah	4.74 (5)	7.09 (5)	5.60 (7)	6.01 (8)	23.44	1.72
5	94	DURST Laura	4.88 (6)	7.13 (6)	5.47 (5)	5.96 (6)	23.44	1.72
7	96	KESELA Lenka	4.94 (12)	7.14 (7)	5.48 (6)	5.95 (5)	23.51	1.79
8	93	ROGEL Vanessa	4.88 (6)	7.22 (9)	5.60 (7)	5.98 (7)	23.68	1.96
9	90	REQUEJO GARCIA Nuria	4.92 (10)	7.21 (8)	5.61 (9)	6.05 (9)	23.79	2.07
10	92	MELLADO ARGUEDAS Ainhoa	4.70 (4)	7.32 (10)	5.72 (11)	6.13 (10)	23.87	2.15
11	91	NOWAK Anna	4.91 (9)	7.35 (11)	5.70 (10)	6.20 (11)	24.16	2.44
12	89	NOGOVA Ema	5.47 (13)	7.95 (12)	6.16 (12)	6.85 (12)	26.43	4.71
13	88	BERZINA Marta	4.93 (11)	7.97 (13)	6.40 (13)	7.17 (13)	26.47	4.75

## ACTIVE - MEN

1	112	BERTSCH Joerg	4.18 (1)	6.25 (1)	4.72 (1)	5.21 (2)	20.36	
2	111	SING Noah	4.35 (4)	6.31 (2)	4.83 (2)	5.12 (1)	20.61	0.25
3	108	GOEKELER Luca	4.47 (7)	6.42 (3)	4.88 (4)	5.25 (3)	21.02	0.66
4	105	SCHOEDLBAUER Maximilian	4.46 (6)	6.45 (4)	4.85 (3)	5.31 (5)	21.07	0.71
5	109	LOEW Maximilian	4.34 (3)	6.56 (7)	4.97 (5)	5.26 (4)	21.13	0.77
6	110	MENDEZ PEREZ Sergio	4.32 (2)	6.54 (6)	5.00 (6)	5.33 (6)	21.19	0.83
7	106	MORERA DOMINGUEZ Marc	4.37 (5)	6.56 (7)	5.19 (11)	5.67 (10)	21.79	1.43
8	103	SCHREIBER Moritz	4.50 (8)	6.68 (10)	5.07 (7)	5.58 (9)	21.83	1.47
9	107	ZVEJNIEKS Davis	4.57 (10)	6.61 (9)	5.13 (8)	5.54 (8)	21.85	1.49
10	102	ZALEWSKI Antoni	4.51 (9)	6.68 (10)	5.16 (9)	5.53 (7)	21.88	1.52
11	104	LIPTAK Simon	4.58 (11)	6.50 (5)	5.18 (10)	5.68 (11)	21.94	1.58

Did Not Start (1)

101 NOGA Matus

## MASTER - MEN

1	115	NOGA Marek	5.45 (1)	7.96 (1)	6.11 (1)	6.63 (1)	26.15	
2	114	LATKOVSKIS Gatis	5.88 (2)	8.39 (2)	6.60 (2)	7.03 (2)	27.90	1.75
3	113	REIMANIS Arkadijs	10.47 (3)	9.82 (3)	7.33 (3)	7.92 (3)	35.54	9.39

Rank	Bib	Name	Sector 1 (Rank)	Sector 2 (Rank)	Sector 3 (Rank)	Sector 4 (Rank)	Time	Gap
<b>U10 - GIRL</b>								
1	2	BELUNA Eliza	6.20 (1)	9.87 (1)	8.14 (2)	9.03 (2)	<b>33.24</b>	
2	5	ZIVARTE Estere	6.61 (4)	10.21 (2)	7.78 (1)	8.70 (1)	<b>33.30</b>	0.06
3	12	OLINA Tina	6.53 (3)	10.24 (3)	8.27 (3)	9.23 (3)	<b>34.27</b>	1.03
4	10	PODOLSKA Patricija	6.97 (7)	10.50 (4)	8.29 (4)	9.67 (6)	<b>35.43</b>	2.19
5	1	MELDERE Liva	7.22 (9)	11.03 (6)	8.62 (6)	9.66 (5)	<b>36.53</b>	3.29
6	4	MORE Aleksandra	6.92 (6)	11.15 (7)	9.31 (11)	10.17 (9)	<b>37.55</b>	4.31
7	116	ALLENA Elizabete	8.11 (12)	11.62 (9)	8.70 (7)	9.27 (4)	<b>37.70</b>	4.46
8	14	MELDERE Laura	6.36 (2)	10.71 (5)	8.52 (5)	15.34 (13)	<b>40.93</b>	7.69
9	8	FJODOROVA Anna	8.16 (13)	12.58 (11)	10.03 (12)	12.02 (11)	<b>42.79</b>	9.55
9	6	KANCA Emma	8.00 (11)	12.50 (10)	10.30 (13)	11.99 (10)	<b>42.79</b>	9.55
11	13	BIEZA Emilija	6.84 (5)	11.56 (8)	8.94 (8)	19.77 (14)	<b>47.11</b>	13.87
12	11	PRIKULE Emilija	14.03 (14)	13.24 (12)	10.54 (14)	12.13 (12)	<b>49.94</b>	16.70
13	7	BERZINA Darta	7.04 (8)	26.92 (14)	9.00 (9)	9.86 (7)	<b>52.82</b>	19.58
14	9	GRINBERGA Karla	7.22 (9)	26.55 (13)	9.26 (10)	10.08 (8)	<b>53.11</b>	19.87

Disqualified (1)

3	BUSA Elza
---	-----------

**U10 - BOY**

1	28	DORSS Noels	6.31 (1)	10.19 (1)	8.22 (2)	9.42 (2)	<b>34.14</b>	
2	21	BLUMS Girts	6.94 (4)	10.98 (3)	8.20 (1)	9.36 (1)	<b>35.48</b>	1.34
3	16	BLAZEVICIS Martins	6.76 (2)	11.45 (5)	9.13 (7)	9.98 (4)	<b>37.32</b>	3.18
4	24	RASINS Jekabs	7.17 (5)	11.31 (4)	8.91 (5)	10.10 (5)	<b>37.49</b>	3.35
5	20	AUSEKLIS Janis Gabriels	7.44 (7)	12.19 (8)	9.09 (6)	10.64 (8)	<b>39.36</b>	5.22
6	26	SAMOFALS Martins	10.80 (12)	10.81 (2)	8.58 (3)	9.96 (3)	<b>40.15</b>	6.01
7	23	GRINS Everts	8.09 (9)	12.14 (7)	9.58 (10)	10.89 (11)	<b>40.70</b>	6.56
8	27	VEIGULIS Rudolfs	7.21 (6)	14.26 (10)	9.50 (9)	10.85 (10)	<b>41.82</b>	7.68
9	15	BERTULIS Karlis	8.14 (10)	13.43 (9)	10.65 (12)	11.15 (12)	<b>43.37</b>	9.23
10	17	GRAUDINS Edgars	13.10 (13)	11.64 (6)	9.38 (8)	10.28 (7)	<b>44.40</b>	10.26
11	25	RASINS Karlis	6.80 (3)	21.61 (13)	8.65 (4)	10.19 (6)	<b>47.25</b>	13.11
12	22	GRINS Ernests	7.91 (8)	18.96 (12)	9.79 (11)	10.78 (9)	<b>47.44</b>	13.30
13	19	BELUNS Mikelis	9.06 (11)	15.26 (11)	12.44 (13)	13.41 (13)	<b>50.17</b>	16.03

**U12 - GIRL**

1	31	GRINBERGA Nikola	6.03 (1)	9.53 (1)	7.28 (1)	8.11 (1)	<b>30.95</b>	
2	32	KLIESTA Emilija	6.42 (2)	9.92 (2)	7.89 (2)	8.49 (2)	<b>32.72</b>	1.77
3	29	MORE Klaudija	6.76 (3)	10.97 (3)	9.19 (3)	10.33 (3)	<b>37.25</b>	6.30

Rank	Bib	Name	Sector 1 (Rank)	Sector 2 (Rank)	Sector 3 (Rank)	Sector 4 (Rank)	Time	Gap
------	-----	------	-----------------	-----------------	-----------------	-----------------	------	-----

**U12 - BOY**

1	40	INDRIKSONS Kristians	5.45 (1)	8.50 (1)	6.63 (1)	7.20 (1)	<b>27.78</b>	
2	39	LAZDINS Renars	5.79 (2)	8.53 (2)	6.82 (2)	7.36 (2)	<b>28.50</b>	0.72
3	38	LAZDINS Kristians	5.99 (3)	9.29 (4)	7.08 (3)	7.75 (3)	<b>30.11</b>	2.33
4	34	HARTMANIS Rihards	6.12 (4)	9.18 (3)	7.11 (4)	7.92 (4)	<b>30.33</b>	2.55
5	42	STACHOWSKI Michal	6.28 (6)	9.46 (5)	7.19 (5)	8.08 (5)	<b>31.01</b>	3.23
6	35	LEMBERS Roberts	6.18 (5)	9.63 (6)	7.52 (6)	8.26 (6)	<b>31.59</b>	3.81
7	41	OLINS Miks	6.74 (9)	10.02 (8)	7.75 (7)	8.41 (7)	<b>32.92</b>	5.14
8	37	FOLKBERGS Ricards	6.38 (7)	9.91 (7)	7.85 (8)	8.95 (8)	<b>33.09</b>	5.31
9	33	BUSS Emils	6.41 (8)	10.50 (9)	8.09 (9)	9.20 (9)	<b>34.20</b>	6.42

Disqualified (1)

36 BORISOVS Kristofers

**U14 - GIRL**

1	49	MATISONE Leticija	5.27 (2)	8.03 (1)	6.02 (1)	6.59 (1)	<b>25.91</b>	
2	50	JANSONE Estere	5.20 (1)	8.25 (2)	6.38 (2)	6.80 (2)	<b>26.63</b>	0.72
3	48	BIEZA Annija	5.91 (3)	8.63 (4)	6.53 (3)	7.20 (3)	<b>28.27</b>	2.36
4	47	VEIGULE Amanda	5.92 (4)	8.62 (3)	6.62 (4)	7.29 (4)	<b>28.45</b>	2.54
5	46	STRAUSA Emilija	6.44 (6)	9.51 (7)	7.37 (6)	7.82 (5)	<b>31.14</b>	5.23
6	43	MAZA Madara	6.10 (5)	9.41 (5)	7.51 (7)	8.38 (7)	<b>31.40</b>	5.49
7	45	FJODOROVA Valerija	6.76 (7)	9.47 (6)	7.05 (5)	8.32 (6)	<b>31.60</b>	5.69

**U14 - BOY**

1	53	DELINCAK Jan	5.02 (1)	7.51 (1)	5.60 (1)	6.39 (1)	<b>24.52</b>	
2	52	KAPALA Patryk	5.31 (2)	7.93 (2)	6.13 (2)	6.73 (2)	<b>26.10</b>	1.58
3	51	BERZINS Valters	5.46 (3)	8.42 (3)	6.65 (3)	7.30 (3)	<b>27.83</b>	3.31

**U16 - GIRL**

1	62	DEBICKA Karolina	4.89 (1)	7.23 (1)	5.77 (5)	6.21 (2)	<b>24.10</b>	
2	61	SALNIKOVA Frida	4.94 (2)	7.44 (4)	5.70 (1)	6.28 (3)	<b>24.36</b>	0.26
3	64	YOUSEFIAN Nikola	4.99 (4)	7.33 (2)	5.71 (2)	6.34 (4)	<b>24.37</b>	0.27
4	56	HARTMANE Kristiana	5.13 (6)	7.43 (3)	5.72 (3)	6.19 (1)	<b>24.47</b>	0.37
5	63	RODAWSKA Hanna	5.03 (5)	7.49 (5)	5.75 (4)	6.35 (5)	<b>24.62</b>	0.52
6	60	SALNIKOVA Elza	4.94 (2)	7.77 (6)	6.06 (7)	6.72 (6)	<b>25.49</b>	1.39
7	57	FEDOROVA Sofija	5.23 (7)	7.93 (7)	6.04 (6)	7.08 (8)	<b>26.28</b>	2.18
8	58	STACHOWSKA Zuzanna	5.51 (9)	8.17 (8)	6.17 (8)	6.93 (7)	<b>26.78</b>	2.68
9	59	REITERE Loreta	5.32 (8)	8.40 (9)	6.55 (9)	7.25 (9)	<b>27.52</b>	3.42



Rank	Bib	Name	Sector 1 (Rank)	Sector 2 (Rank)	Sector 3 (Rank)	Sector 4 (Rank)	Time	Gap
10	54	TEDER Hanna Gret	5.69 (10)	8.73 (10)	6.77 (10)	7.66 (10)	28.85	4.75


**U16 - BOY**

1	73	SMALCS Georgs	4.56 (1)	7.14 (1)	5.31 (1)	5.70 (1)	22.71	
2	72	PRANCANS Pauls Peteris	4.92 (2)	7.60 (3)	5.62 (2)	6.15 (2)	24.29	1.58
3	69	VALINKS Karlis	4.93 (3)	7.64 (4)	5.75 (3)	6.23 (3)	24.55	1.84
4	70	KUZMINSKIS Valdemars	5.01 (4)	7.59 (2)	5.90 (4)	6.35 (4)	24.85	2.14
5	71	MAZAIS Miks	5.01 (4)	8.20 (7)	6.26 (5)	6.90 (5)	26.37	3.66
6	65	RIITSALU Renet	5.18 (6)	8.02 (5)	6.38 (6)	7.06 (8)	26.64	3.93
7	68	FIRSTS Edvards	5.37 (7)	8.12 (6)	6.43 (7)	7.05 (7)	26.97	4.26
8	67	FIRSTS Martins	5.67 (8)	8.61 (8)	6.55 (8)	7.04 (6)	27.87	5.16

Disqualified (1)


 66 KANCS Eriks
**U18 - GIRL**

1	77	SCHOEDLBAUER Elisabeth	5.33 (4)	7.65 (1)	5.91 (1)	6.71 (2)	25.60	
2	74	TOMSIC Marta	5.27 (2)	8.09 (2)	6.39 (3)	6.69 (1)	26.44	0.84
3	76	BARTKOWSKA Iga	5.30 (3)	8.13 (3)	6.23 (2)	6.88 (3)	26.54	0.94
4	75	GMUR Natasza	5.10 (1)	8.24 (4)	6.56 (4)	7.31 (4)	27.21	1.61

**U18 - BOY**

1	87	ZVEJNIEKS Jurgis	4.94 (2)	7.26 (2)	5.48 (2)	5.98 (1)	23.66	
2	86	ALLENS Rihards	4.88 (1)	7.17 (1)	5.67 (4)	6.12 (3)	23.84	0.18
3	84	KULINSKI Oliwier	5.03 (4)	7.36 (3)	5.64 (3)	6.09 (2)	24.12	0.46
4	83	JANACEK Artur	5.17 (5)	7.56 (4)	5.47 (1)	6.18 (4)	24.38	0.72
5	85	BUCKI Mateusz	5.02 (3)	7.72 (6)	5.84 (5)	6.19 (5)	24.77	1.11
6	79	RAID Ako Armin	5.20 (7)	7.64 (5)	6.03 (7)	6.41 (7)	25.28	1.62
7	81	SCHVARC Martin	5.30 (8)	7.87 (8)	5.90 (6)	6.40 (6)	25.47	1.81
8	82	RILLING Collin	5.18 (6)	7.76 (7)	6.04 (8)	6.60 (8)	25.58	1.92

Disqualified (1)

80 OLINS Pauls

**ACTIVE - WOMEN**

1	100	SING Mona	4.66 (1)	6.98 (1)	5.24 (1)	5.68 (1)	22.56	
2	99	BOERSIG Elea	4.70 (2)	7.25 (3)	5.36 (2)	5.92 (2)	23.23	0.67

Rank	Bib	Name	Sector 1 (Rank)	Sector 2 (Rank)	Sector 3 (Rank)	Sector 4 (Rank)	Time	Gap
3	98	SCHMOHL Manuela	4.84 (4)	7.19 (2)	5.52 (4)	6.11 (3)	<b>23.66</b>	1.10
4	97	WITTMANN Claudia	4.93 (7)	7.28 (4)	5.49 (3)	6.11 (3)	<b>23.81</b>	1.25
5	96	KESELA Lenka	4.95 (10)	7.32 (5)	5.58 (6)	6.16 (7)	<b>24.01</b>	1.45
5	95	ROGEL Sinah	4.85 (5)	7.44 (7)	5.59 (7)	6.13 (5)	<b>24.01</b>	1.45
7	93	ROGEL Vanessa	4.88 (6)	7.42 (6)	5.71 (9)	6.16 (7)	<b>24.17</b>	1.61
8	90	REQUEJO GARCIA Nuria	4.94 (8)	7.55 (9)	5.66 (8)	6.13 (5)	<b>24.28</b>	1.72
9	92	MELLADO ARGUEDAS Ainhoa	4.72 (3)	7.50 (8)	5.78 (10)	6.30 (10)	<b>24.30</b>	1.74
10	94	DURST Laura	4.94 (8)	7.59 (10)	5.57 (5)	6.22 (9)	<b>24.32</b>	1.76
11	91	NOWAK Anna	5.07 (11)	7.71 (11)	5.92 (11)	6.40 (11)	<b>25.10</b>	2.54
12	88	BERZINA Marta	5.08 (12)	8.14 (12)	6.40 (13)	7.12 (13)	<b>26.74</b>	4.18
13	89	NOGOVA Ema	5.52 (13)	8.30 (13)	6.17 (12)	7.03 (12)	<b>27.02</b>	4.46

## ACTIVE - MEN

1	112	BERTSCH Joerg	4.24 (1)	6.42 (1)	4.90 (2)	5.32 (3)	<b>20.88</b>	
2	111	SING Noah	4.41 (5)	6.48 (2)	4.87 (1)	5.28 (2)	<b>21.04</b>	0.16
3	109	LOEW Maximilian	4.27 (2)	6.56 (3)	5.04 (5)	5.48 (5)	<b>21.35</b>	0.47
4	108	GOEKELER Luca	4.46 (7)	6.75 (9)	4.92 (4)	5.27 (1)	<b>21.40</b>	0.52
5	105	SCHOEDLBAUER Maximilian	4.49 (9)	6.74 (8)	4.91 (3)	5.34 (4)	<b>21.48</b>	0.60
6	110	MENDEZ PEREZ Sergio	4.38 (4)	6.66 (4)	5.10 (6)	5.48 (5)	<b>21.62</b>	0.74
7	102	ZALEWSKI Antoni	4.35 (3)	6.66 (4)	5.30 (9)	5.71 (7)	<b>22.02</b>	1.14
8	104	LIPTAK Simon	4.54 (10)	6.71 (7)	5.18 (7)	5.75 (8)	<b>22.18</b>	1.30
9	106	MORERA DOMINGUEZ Marc	4.46 (7)	6.70 (6)	5.24 (8)	5.96 (10)	<b>22.36</b>	1.48
10	103	SCHREIBER Moritz	4.54 (10)	7.18 (10)	5.30 (9)	5.85 (9)	<b>22.87</b>	1.99
11	107	ZVEJNIEKS Davis	4.42 (6)	7.24 (11)	5.47 (11)	6.04 (11)	<b>23.17</b>	2.29

## MASTER - MEN

1	115	NOGA Marek	5.48 (1)	8.40 (1)	6.36 (1)	6.97 (1)	<b>27.21</b>	
2	114	LATKOVSKIS Gatis	6.10 (2)	8.58 (2)	6.72 (2)	7.59 (2)	<b>28.99</b>	1.78
3	113	REIMANIS Arkadijs	6.15 (3)	9.51 (3)	7.32 (3)	8.27 (3)	<b>31.25</b>	4.04